

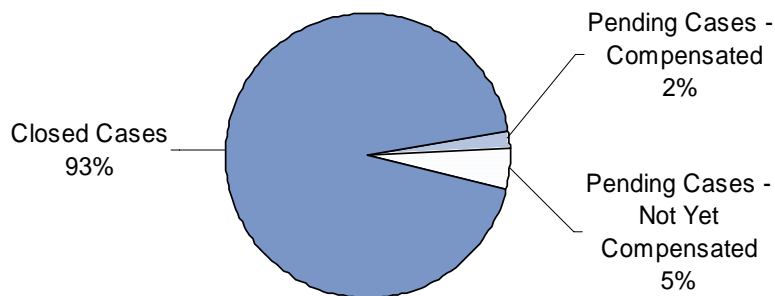


New York State Workers' Compensation Board

World Trade Center Analysis



Indexed Cases

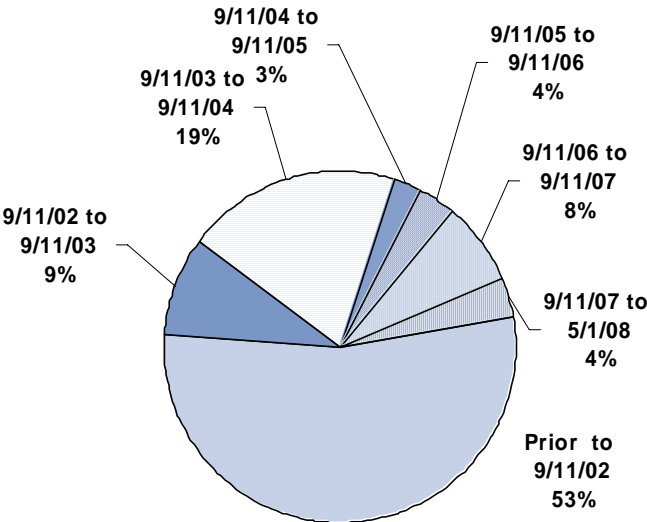


- As of May 1, 2008, the Workers' Compensation Board has indexed 11,224 claims resulting from the World Trade Center (WTC) disaster and its aftermath.
- There are an additional 879 alternative dispute resolution cases and 131 volunteer claims not included in this study.
- Over 90% of the WTC cases are fully resolved.
- There are 525 cases pending.

Type	Total	Percent
Pending Cases - Compensated	217	1.9%
Pending Cases - Not Yet Compensated	525	4.7%
Closed Cases	10,482	93.4%
All Cases	11,224	100.0%

Including the 879 alternative dispute resolution and 131 volunteer claims yields a total of 12,234 World Trade Center cases.

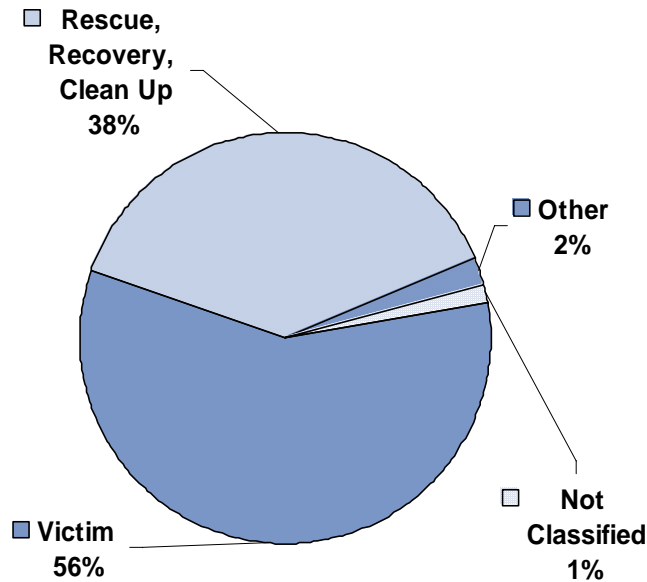
Indexed Cases



- 37% of the WTC cases were indexed two or more years after the incident.
- 4% of the WTC cases have been indexed since Sept. 11, 2007.

Type	Total	Percent
Prior to 9/11/02	6,059	54.0%
9/11/02 to 9/11/03	1,007	9.0%
9/11/03 to 9/11/04	2,226	19.8%
9/11/04 to 9/11/05	288	2.6%
9/11/05 to 9/11/06	397	3.5%
9/11/06 to 9/11/07	853	7.6%
9/11/07 to 5/1/08	394	3.5%
All Cases	11,224	100.0%

Causes of WTC Claims

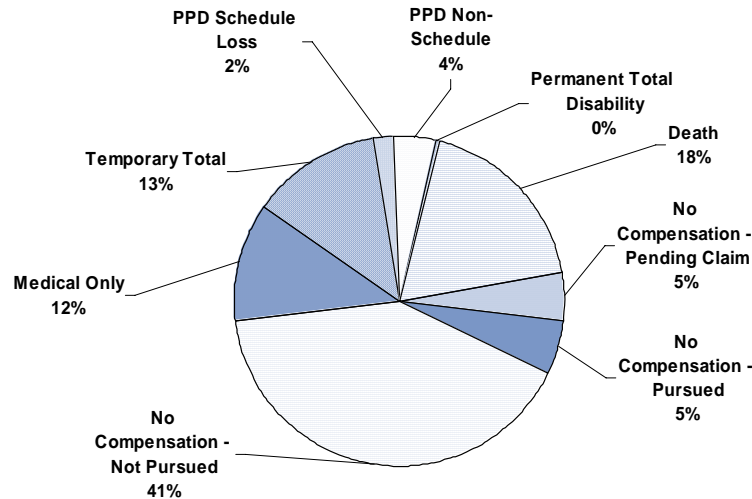


- 58% of the WTC claims are for victims of the direct attacks.
- 38% of the WTC claims are for rescue, recovery, and clean-up workers.
- 4% of the WTC claims are either not classified or for another group type.

Type	Total	Percent
Victim - Crash / Buildings Collapsing	6,518	58.1%
Rescue, Recovery, Clean Up	4,297	38.3%
Other - Not Victim / Not Rescue	265	2.4%
Not Classified	144	1.3%
All Cases	11,224	100.0%

Rounding from two decimal places to one yields the 100.1% total.

Claim Types

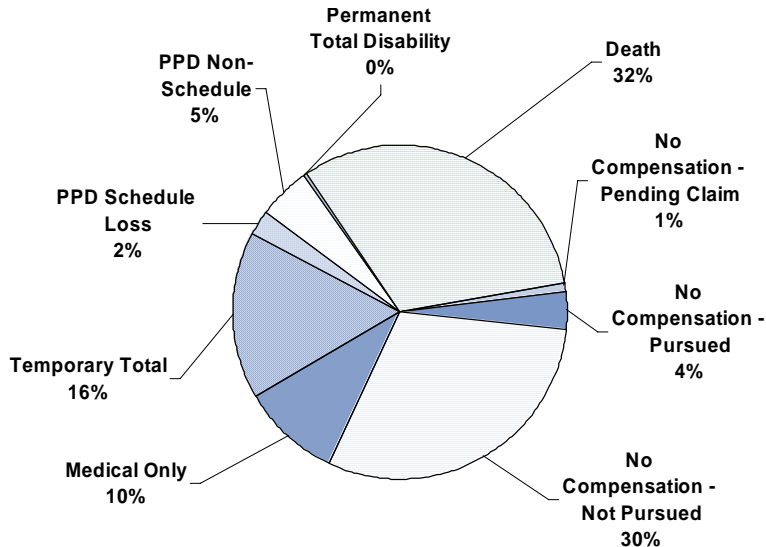


- About 83% of the 6,658 pursued WTC claims received benefits.
- About 41% of the WTC claims were not pursued.
- Less than 6% of WTC claims were pursued, but denied benefits.

Type	Total	Percent
Medical Only	1,322	11.8%
Temporary Total Disability	1,423	12.7%
PPD Schedule Loss	221	2.0%
PPD Non-schedule Loss	473	4.2%
Permanent Total Disability	31	0.3%
Death	2,056	18.3%
No Compensation - Pending Claim	525	4.7%
No Compensation - Pursued	607	5.4%
No Compensation - Not Pursued	4,566	40.7%
All Cases	11,224	100.0%

Rounding from two decimal places to one yields the 100.1% total.

Victim Claim Types



- Over 93% of the 4,557 pursued WTC victim claims received benefits.
- About 4% of the WTC victim cases were pursued, but denied benefits.
- About 30% of the WTC victim claims were not pursued.

Type	Total	Percent
Medical Only	644	9.9%
Temporary Total	1,045	16.0%
PPD Schedule Loss	159	2.4%
PPD Non-schedule	331	5.1%
Permanent Total Disability	25	0.4%
Death	2,055	31.5%
No Compensation - Pending Claim	57	0.9%
No Compensation - Pursued	241	3.7%
No Compensation - Not Pursued	1,961	30.1%
All Cases	6,518	100.0%

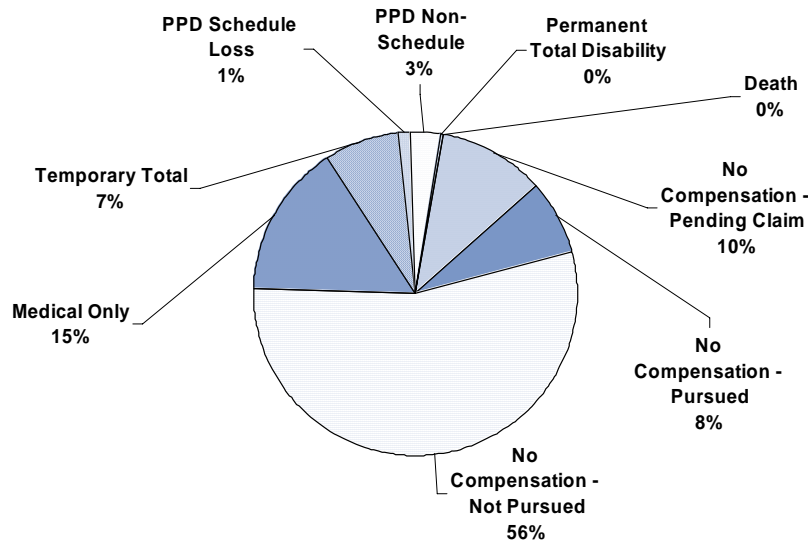
Victim Injury Description

Injury Description	Total	Percent
Not classifiable	2,285	35.1%
Mental disorders or syndromes	2,192	33.6%
Respiratory system diseases	1,352	20.7%
Traumatic injuries to bones, nerves, spinal cord	172	2.6%
Traumatic injuries to muscles, tendons, ligaments, joints, etc.	170	2.6%
Multiple traumatic injuries and disorders	99	1.5%
Surface wounds and bruises	70	1.1%
Other traumatic injuries and disorders	61	0.9%
Open wounds	27	0.4%
Burns	21	0.3%
Traumatic injuries and disorders, unspecified	17	0.3%
Intracranial injuries	13	0.2%
Nervous system and sense organs diseases	10	0.2%
Multiple diseases, conditions, and disorders	8	0.1%
Other	21	0.3%
All Cases	6,518	100.0%

- 35% of the WTC victim claims were not classifiable.
- 34% of the WTC victim claims involved a mental disorder or syndrome.
- 21% of the WTC victim claims involved respiratory system injuries or illnesses.

Rounding from two decimal places to one yields the 99.9% total.

Rescue, Recovery & Clean-up Claim Types



Type	Total	Percent
Medical Only	649	15.1%
Temporary Total	321	7.5%
PPD Schedule Loss	55	1.3%
PPD Non-schedule	132	3.1%
Permanent Total Disability	6	0.1%
Death	1	0.0%
No Compensation - Pending Claim	448	10.4%
No Compensation - Pursued	332	7.7%
No Compensation - Not Pursued	2,353	54.8%
All Cases	4,297	100.0%

- About 78% of the 1,496 pursued, resolved WTC rescue, recovery, and clean-up claims received benefits.
- A total of 332 WTC rescue, recovery, and clean-up claims that were pursued did not receive benefits.
- About 55% of the WTC rescue, recovery, and clean-up claims were not pursued.

Rescue, Recovery & Clean-up Injury Description

Injury Description	Total	Percent
Respiratory system diseases	3,782	88.0%
Not classifiable	135	3.1%
Mental disorders or syndromes	97	2.3%
Traumatic injuries to muscles, tendons, ligaments, joints, etc.	71	1.7%
Traumatic injuries to bones, nerves, spinal cord	69	1.6%
Other traumatic injuries and disorders	25	0.6%
Surface wounds and bruises	18	0.4%
Nervous system and sense organs diseases	17	0.4%
Multiple traumatic injuries and disorders	17	0.4%
Open wounds	16	0.4%
Malignant neoplasm and tumor (cancers, carcinomas, sarcomas)	10	0.2%
Circulatory system diseases	9	0.2%
Burns	7	0.2%
Traumatic injuries and disorders, unspecified	6	0.1%
Other	18	0.4%
All Cases	4,297	100.0%

- 88% of the WTC rescue, recovery, and clean-up claims involved respiratory system injuries or illnesses.
- About 2% of the WTC rescue, recovery, and clean-up claims involved a mental disorder or syndrome.

Notes

- These cases are for workers who are a part of the New York State Workers' Compensation System. Members of the New York City Police and Fire Departments, and uniformed New York City Sanitation workers, for example, are not part of the state system. Federal employees are not part of the state system, either. Those workers are not included in this report.
- This report focuses on the 11,224 cases in the Workers' Compensation Board Claim Information System. There are also 131 volunteer cases not included here. Another 879 cases proceeded through an alternative dispute resolution method, and are not included here. Therefore, the grand total of World Trade Center cases is 12,234.
- When reading these data, it is important to note 525 cases are still in process.
- *Medical only* cases received benefits for medical care only. These claimants would not have missed enough time from work for wage replacement benefits.
- In discussing claim types (Slides 5, 6 and 8), the terms *Temporary Total*, *PPD Schedule Loss*, *PPD Non-schedule*, and *Permanent Total Disability* refer to classifications that indicate the severity of injury and how it was compensated. These cases include medical and wage replacement benefits.
- The precise numbers of cases are presented, but the percentages are rounded to one decimal position, which in two cases yields 100.1% totals and a 99.9% total in another.